
Frequently Asked Questions

How to Create a Profile & Search For Fund Board Opportunities in Director Network

General Questions

Who is Diligent?

[Diligent](#) is the global leader in modern governance, providing software-as-a-service solutions across governance, risk, compliance and ESG. Serving more than 1 million users from over 25,000 customers around the world, Diligent empowers transformational leaders with technology, insights and confidence to drive greater impact and lead with purpose. Mutual fund directors may be familiar with its market-leading board portal technology, Diligent Boards.

Who is IDC?

Independent Directors Council ([IDC](#)) represents independent directors who serve on the boards of mutual funds, exchange-traded funds, closed-end funds, and other registered investment companies. Through its mission focused on education, engagement, advocacy, and public understanding, IDC promotes excellence in fund governance for the benefit of funds and their shareholders.

What does the Diligent and IDC partnership entail?

Through this partnership, candidates will be able to add their professional profile in Diligent Director Network and apply for open fund board positions. Fund boards in the IDC community will also have access to Director Network, allowing users to search for candidates and post open board opportunities. Access is provided free of charge for fund directors and fund boards in the IDC community.

What is Diligent Director Network?

[Director Network](#) is a private community of professionals, both board-ready and those who already serve on boards. Director Network members can maintain a professional profile that is searchable by Diligent's customer base, including fund boards looking to fill positions. Director Network members may view and express interest in posted fund board positions, as well as nominate other professionals to become Director Network members so they can benefit from access to the community.

How do I become a Director Network member?

Please use [this form](#) to provide information about yourself. If you would like to have your LinkedIn profile information used to build your profile, please include your profile URL. You also may provide a resume for use in building your profile. From there, a Diligent analyst will create a Director Network account for you with your profile for you to review and approve. The analyst will email you the credentials you need to access Director Network and your Director Network account. **For security reasons, the link for these credentials expires after 24 hours.** They are unique to you and can be used to search the database for fund board opportunities.

For Candidates


- [Once I have credentials, how do I access Director Network?](#)
- [I am an existing Diligent Boards user. Do I need to register for Director Network and will I need separate credentials to access Director Network?](#)
- [How do I find and view my profile once created?](#)
- [How do I update the information in my profile?](#)
- [How can I edit my Expertise?](#)
- [How do I identify as a diverse candidate?](#)

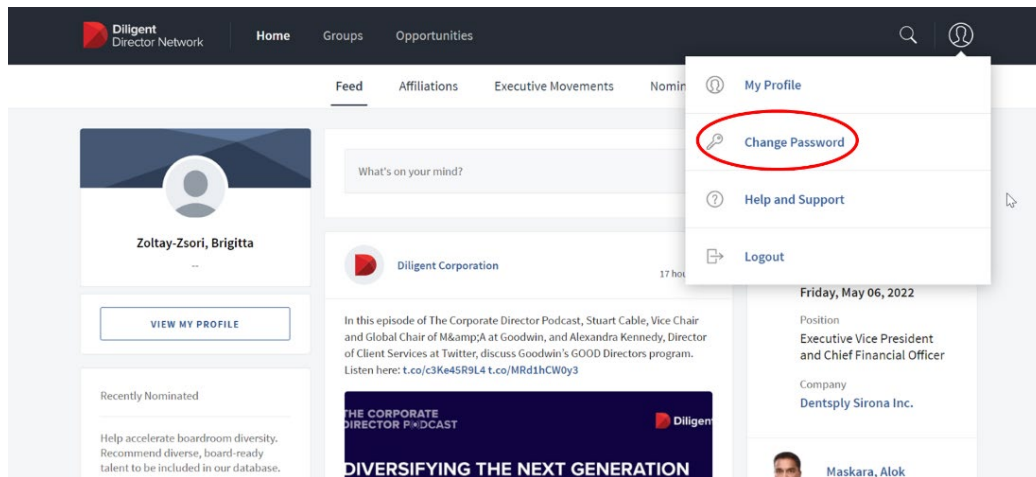
-
- [How do I apply for a fund board opportunity via Director Network?](#)
 - [How do I show I am open for opportunities?](#)
 - [When can I expect to hear back after applying to an open position?](#)
 - [After applying is there anything more I can do?](#)

Once I have credentials, how do I access Director Network?


You can access Director Network by opening the URL

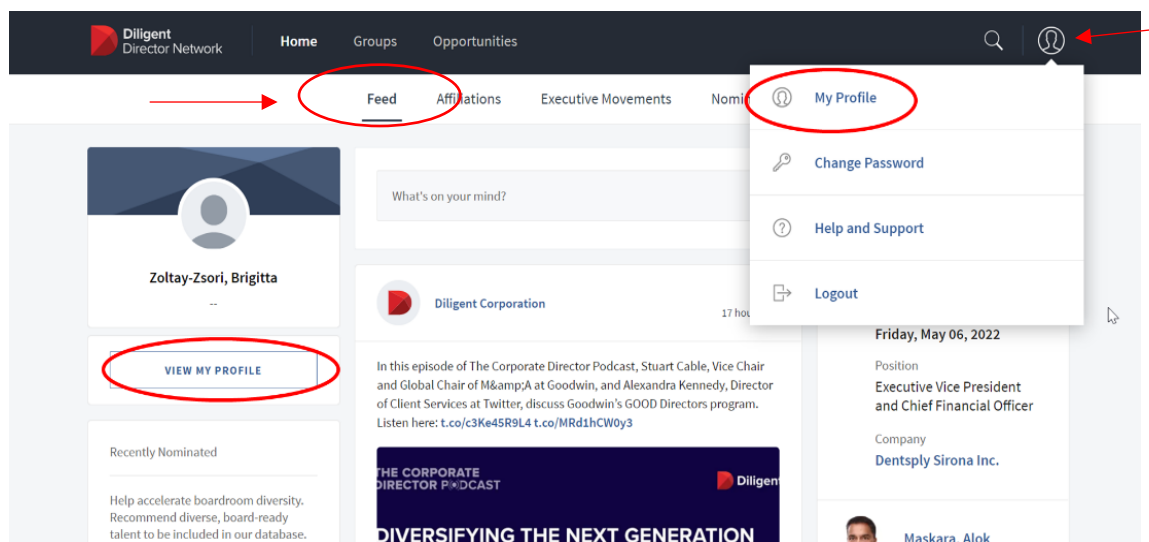
<https://www.directornetwork.com/login/idc> in any web browser and entering your username and password, which you can set before the first login by following the link in the welcome e-mail.

Please note that the link expires after 24 hours. You can reset your password at any time by selecting the person icon  from the upper right side of your screen and select 'Change Password.'



How do I find and view my profile once created?

Once added to Director Network by our analyst, your profile is accessible in two ways. First, from the "Feed" page of Director Network, on the upper left section you will see a 'My Profile' button. Additionally, regardless of where you are in Director Network, you can always view your profile by selecting the Person icon  from the upper right side of your screen and select 'My Profile'.



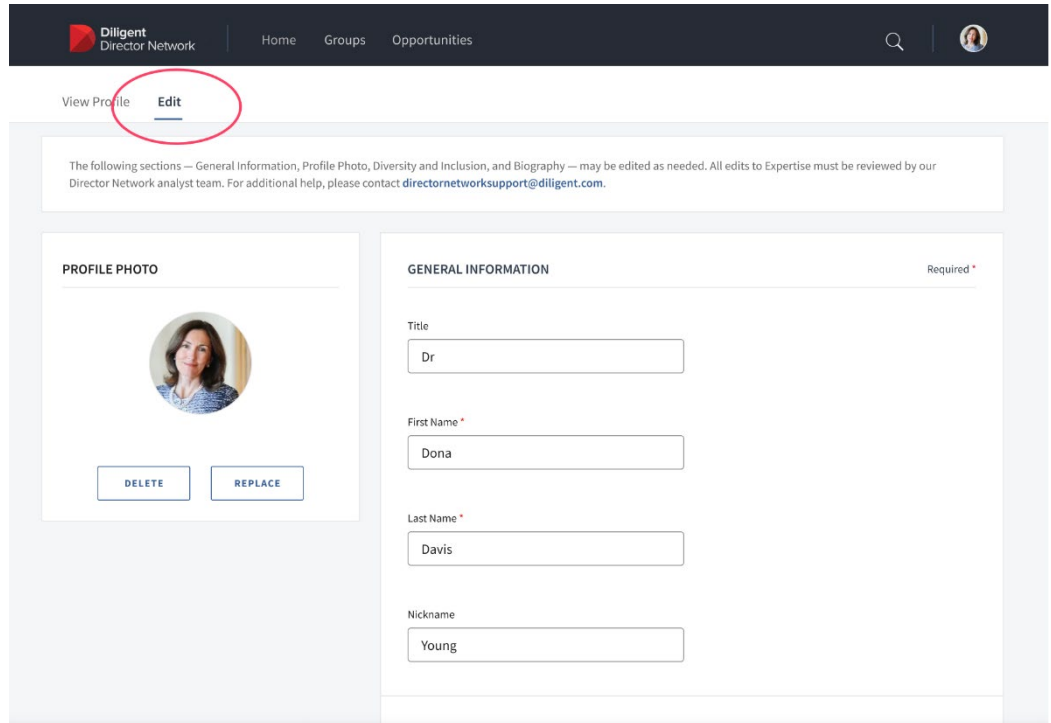
How do I update the information in my profile?

You can edit your name, nickname, title, picture, biography, expertise, birthdate, and nationality by clicking on the “Edit” tab under the Home button on the black bar at the top of your screen.

After typing in your updates, please click on “Save”.

Please note, edits to the Expertise section must be reviewed by our Director Network analyst team before they will be visible to your profile.

All other edits will be visible after submitting the Save button.




Diligent Director Network | Home | Groups | Opportunities

View Profile **Edit**

The following sections — General Information, Profile Photo, Diversity and Inclusion, and Biography — may be edited as needed. All edits to Expertise must be reviewed by our Director Network analyst team. For additional help, please contact directornetworksupport@diligent.com.

PROFILE PHOTO



[DELETE](#) [REPLACE](#)

GENERAL INFORMATION Required *

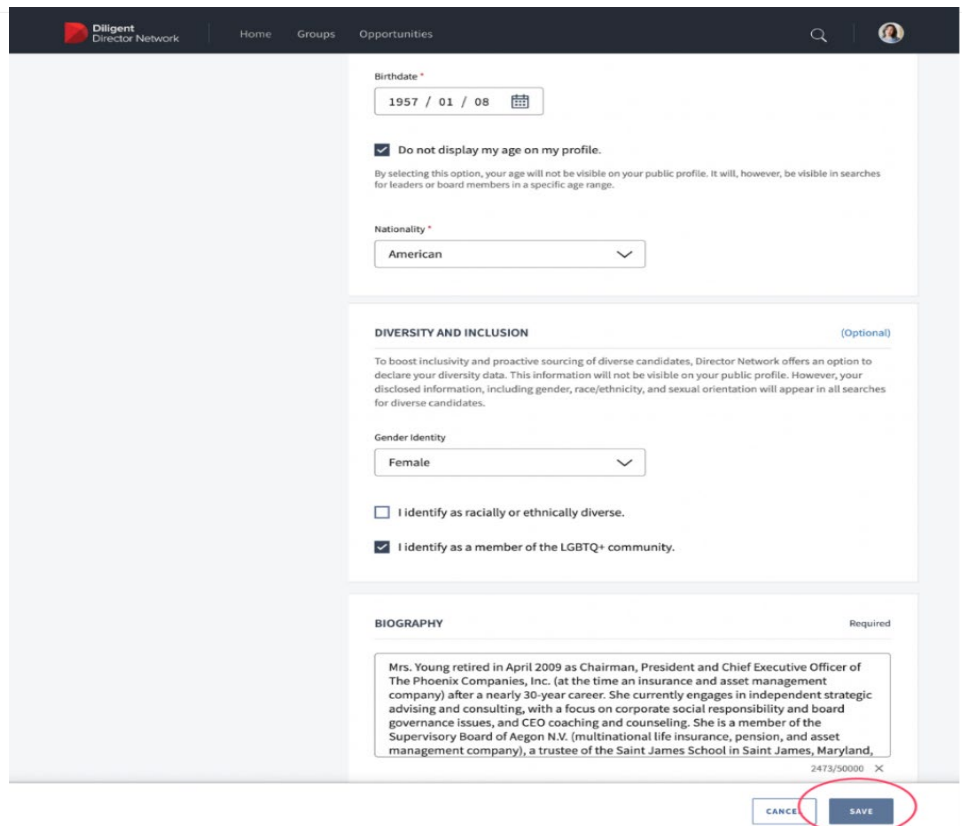
Title

First Name *

Last Name *

Nickname

[CANCEL](#) [SAVE](#)



Diligent Director Network | Home | Groups | Opportunities

BIRTHDATE *

☒ Do not display my age on my profile.
By selecting this option, your age will not be visible on your public profile. It will, however, be visible in searches for leaders or board members in a specific age range.

Nationality *

DIVERSITY AND INCLUSION (Optional)

To boost inclusivity and proactive sourcing of diverse candidates, Director Network offers an option to declare your diversity data. This information will not be visible on your public profile. However, your disclosed information, including gender, race/ethnicity, and sexual orientation will appear in all searches for diverse candidates.

Gender identity

☐ I identify as racially or ethnically diverse.

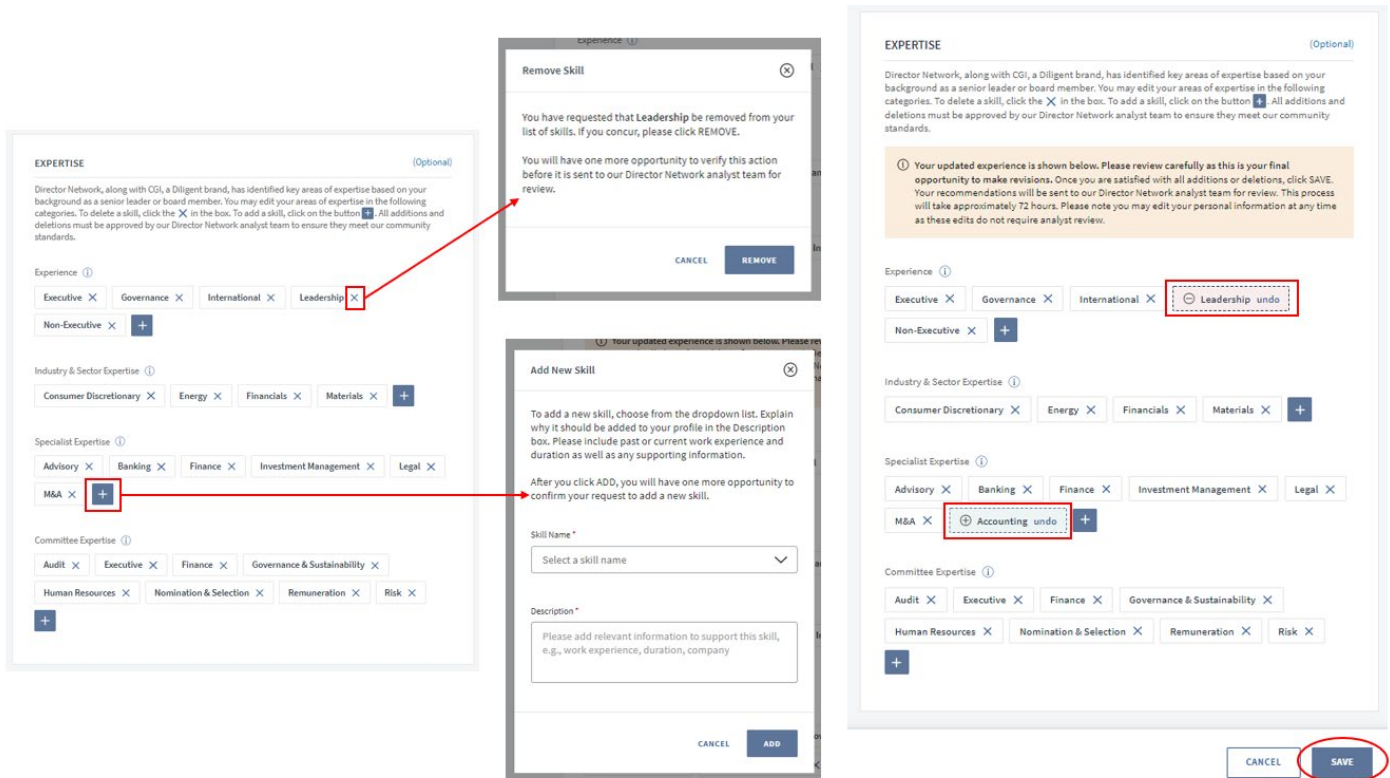
☒ I identify as a member of the LGBTQ+ community.

BIOGRAPHY Required

[CANCEL](#) [SAVE](#)

How can I edit my Skills and Expertise?

Director Network, along with CGI, a Diligent brand, has identified key areas of expertise based on the background you provided at registration. You may edit your areas of expertise in the following categories Experience, Industry & Sector Expertise, Specialist Expertise, Committee Expertise. To delete a skill, click the [X] in the box. To add a skill, click on the button [+], choose a skill from the drop-down list and explain why it should be added to your profile. All additions and deletions must be approved by our Director Network analyst team to ensure they meet our community standards.



EXPERTISE (Optional)

Director Network, along with CGI, a Diligent brand, has identified key areas of expertise based on your background as a senior leader or board member. You may edit your areas of expertise in the following categories. To delete a skill, click the **X** in the box. To add a skill, click on the button **+**. All additions and deletions must be approved by our Director Network analyst team to ensure they meet our community standards.

Experience ⓘ

Executive **X** Governance **X** International **X** Leadership **X** Non-Executive **X** **+**

Industry & Sector Expertise ⓘ

Consumer Discretionary **X** Energy **X** Financials **X** Materials **X** **+**

Specialist Expertise ⓘ

Advisory **X** Banking **X** Finance **X** Investment Management **X** Legal **X** M&A **X** **+**

Committee Expertise ⓘ

Audit **X** Executive **X** Finance **X** Governance & Sustainability **X** Human Resources **X** Nomination & Selection **X** Remuneration **X** Risk **X** **+**

Remove Skill ⓘ

You have requested that Leadership be removed from your list of skills. If you concur, please click REMOVE.

You will have one more opportunity to verify this action before it is sent to our Director Network analyst team for review.

ADD **REMOVE**

EXPERTISE (Optional)

Director Network, along with CGI, a Diligent brand, has identified key areas of expertise based on your background as a senior leader or board member. You may edit your areas of expertise in the following categories. To delete a skill, click the **X** in the box. To add a skill, click on the button **+**. All additions and deletions must be approved by our Director Network analyst team to ensure they meet our community standards.

① Your updated experience is shown below. Please review carefully as this is your final opportunity to make revisions. Once you are satisfied with all additions or deletions, click SAVE. Your recommendations will be sent to our Director Network analyst team for review. This process will take approximately 72 hours. Please note you may edit your personal information at any time as these edits do not require analyst review.

Experience ⓘ

Executive **X** Governance **X** International **X** Leadership **X** undo Non-Executive **X** **+**

Industry & Sector Expertise ⓘ

Consumer Discretionary **X** Energy **X** Financials **X** Materials **X** **+**


Specialist Expertise ⓘ

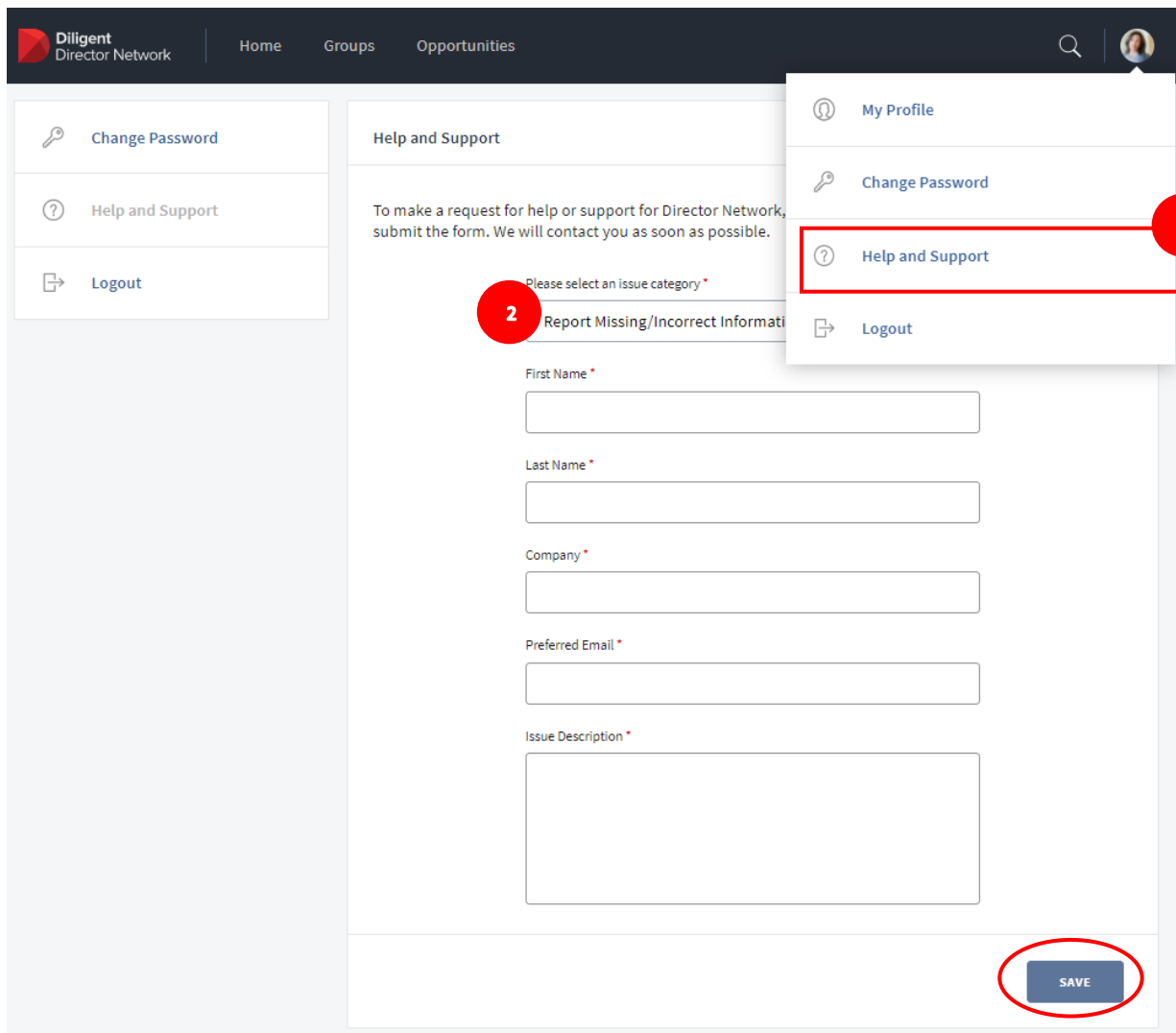
Advisory **X** Banking **X** Finance **X** Investment Management **X** Legal **X** M&A **X** Accounting undo **+**

Committee Expertise ⓘ

Audit **X** Executive **X** Finance **X** Governance & Sustainability **X** Human Resources **X** Nomination & Selection **X** Remuneration **X** Risk **X** **+**

SAVE

If you wish to update your position, committee membership, education, please click on your picture  in the upper right side of any page of the Director Network screen, then select Help and Support. Select “Report Missing/Incorrect Information” for the Feedback Reason and complete the form that appears. Diligent analysts will quickly review your submission, contact you with questions if necessary, and update your information. If you need additional support, please contact DirectorNetworkSupport@diligent.com.



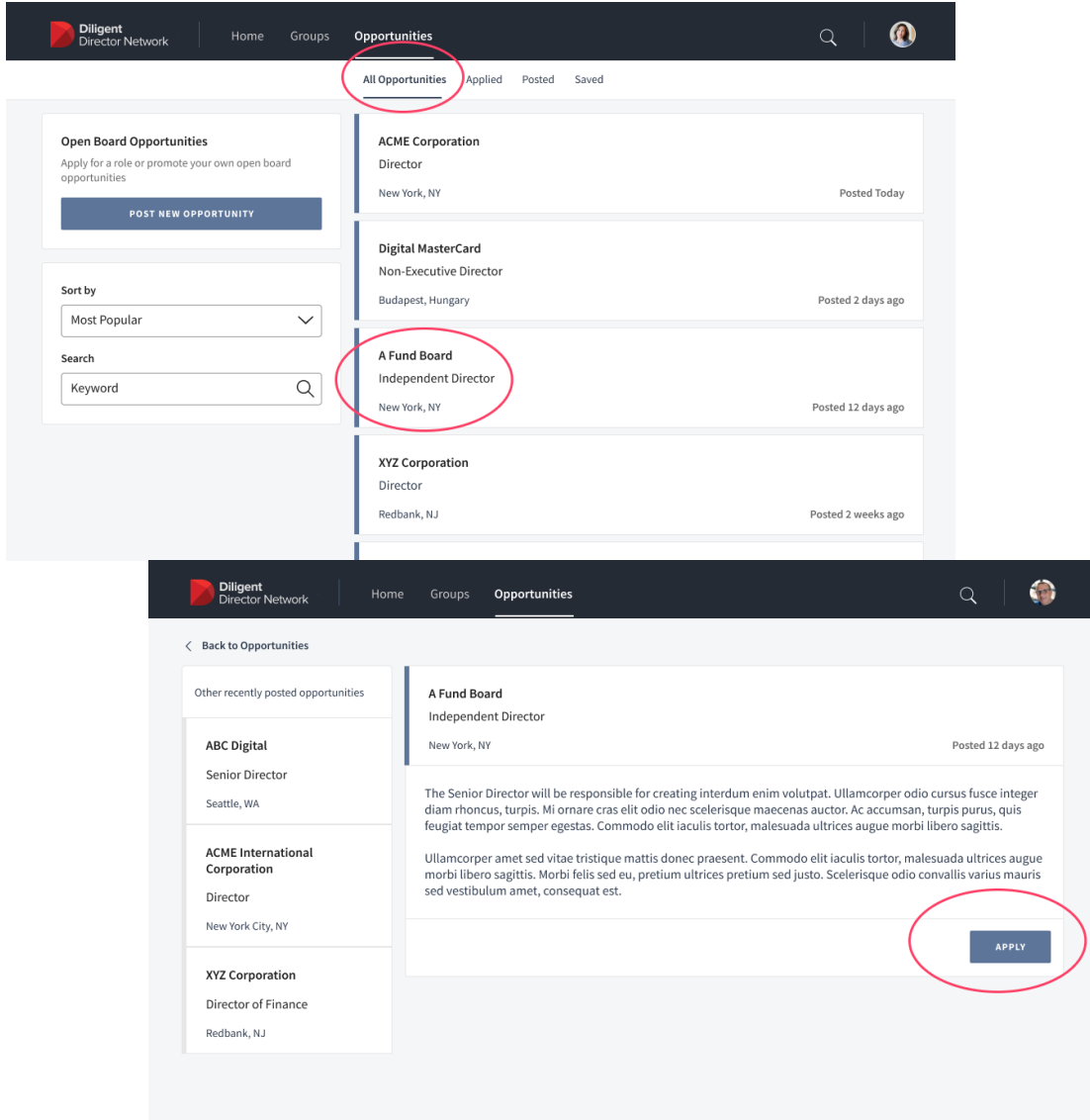
The screenshot shows the Diligent Director Network interface. The top navigation bar includes 'Home', 'Groups', and 'Opportunities'. A user profile dropdown menu is open, showing options: 'My Profile', 'Change Password', 'Help and Support' (highlighted with a red box and a red circle labeled '1'), and 'Logout'. On the left sidebar, there are links for 'Change Password', 'Help and Support' (highlighted with a red circle labeled '2'), and 'Logout'. The main content area is titled 'Help and Support' and contains a form to report missing or incorrect information. The form includes fields for 'First Name', 'Last Name', 'Company', 'Preferred Email', and a text area for 'Issue Description'. A 'SAVE' button is located at the bottom right of the form, circled in red.

How do I identify as a diverse candidate?

Currently, Diligent is permitted to gather diversity related data for American users only. Your profile will be created by our analysts and your nationality will be *set by default to American* so that you will be able to complete the diversity and inclusion questions. *If your nationality is not American* and you would like to disclose your diversity information so that your name will show up in the diverse candidate list, please email directornetworksupport@diligent.com.

How do I apply for a fund board opportunity via Director Network?

Navigate to the “All Opportunities” tab under the Opportunities tab in the black bar at the top of the screen to view a list of board openings. To apply for a fund board opportunity, click on the Company name / Fund Board, then select “Apply” and complete the form that appears.



The screenshot shows the Diligent Director Network interface. The top navigation bar includes 'Home', 'Groups', and 'Opportunities'. The 'Opportunities' tab is selected, and the 'All Opportunities' sub-tab is highlighted. A list of board openings is displayed, including 'ACME Corporation', 'Digital MasterCard', 'A Fund Board', and 'XYZ Corporation'. The 'A Fund Board' opportunity is highlighted, and the 'Apply' button is circled. The 'Apply' button is located at the bottom right of the opportunity details.

Open Board Opportunities
Apply for a role or promote your own open board opportunities
[POST NEW OPPORTUNITY](#)

Sort by
Most Popular

Search
Keyword

Company	Role	Location	Posted
ACME Corporation	Director	New York, NY	Posted Today
Digital MasterCard	Non-Executive Director	Budapest, Hungary	Posted 2 days ago
A Fund Board	Independent Director	New York, NY	Posted 12 days ago
XYZ Corporation	Director	Redbank, NJ	Posted 2 weeks ago

Back to Opportunities

Other recently posted opportunities

Company	Role	Location
ABC Digital	Senior Director	Seattle, WA
ACME International Corporation	Director	New York City, NY
XYZ Corporation	Director of Finance	Redbank, NJ

A Fund Board
Independent Director
New York, NY
Posted 12 days ago

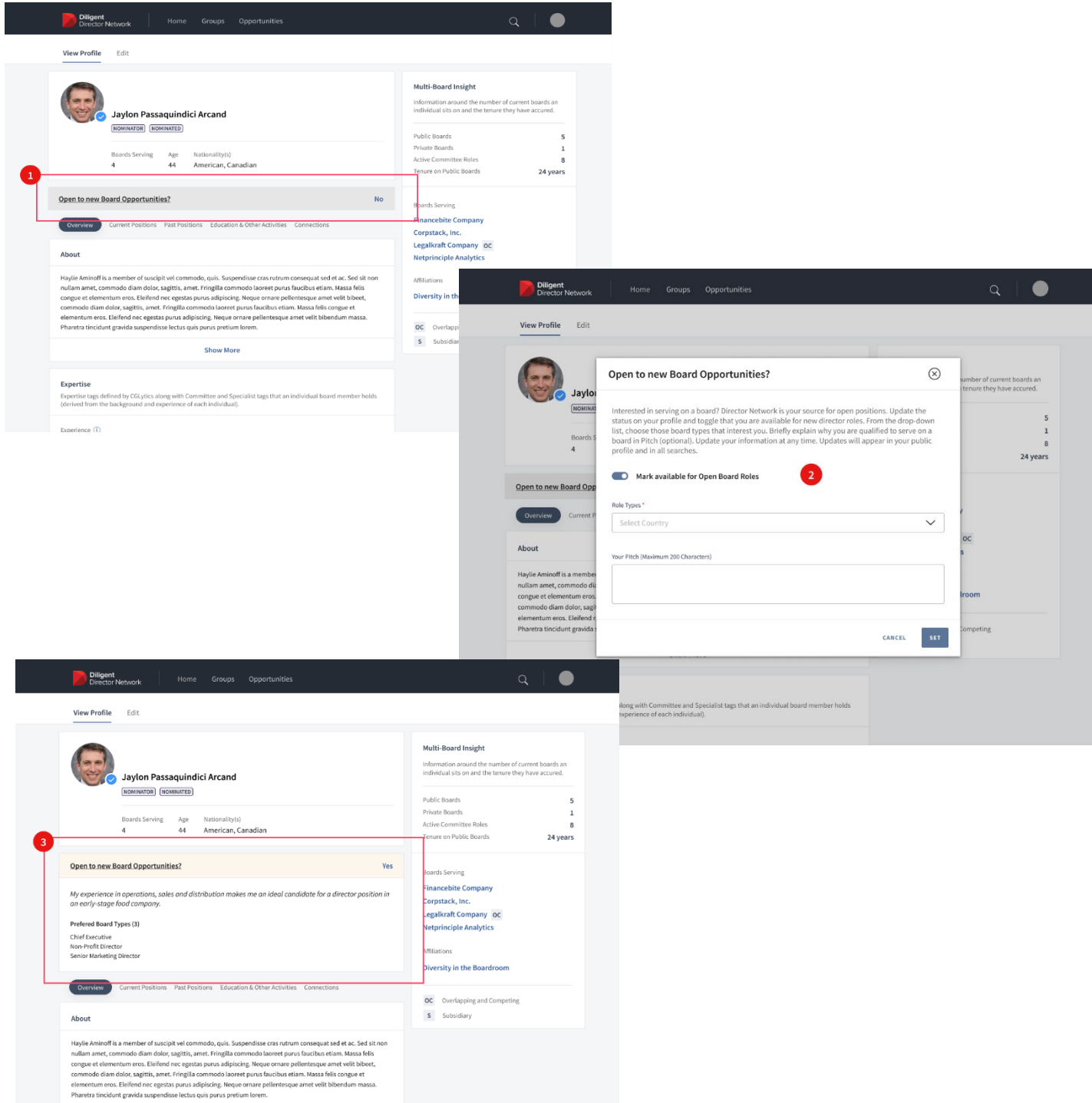
The Senior Director will be responsible for creating interдум enim voluptat. Ullamcorper odio cursus fusce integer diam rhoncus, turpis. Mi ornare cras elit odio nec scelerisque maecenas auctor. Ac accumsan, turpis purus, quis feugiat tempor semper egestas. Commodol elit iaculis tortor, malesuada ultrices augue morbi libero sagittis.

Ullamcorper amet sed vitae tristique mattis donec praesent. Commodol elit iaculis tortor, malesuada ultrices augue morbi libero sagittis. Morbi felis sed eu, pretium ultrices pretium sed justo. Scelerisque odio convallis varius mauris sed vestibulum amet, consequat est.

[APPLY](#)

How do I show I am interested in fund board opportunities?

From your profile you can update your status on whether you are open for new board roles. Simply click on the “Open to New Board Opportunities” banner and fill in the form. From the drop down menu, you can choose the fund types that interest you and briefly explain why you are qualified to serve on a fund board. You can update your information at any time. Updates will appear in your public profile and in all searches.



The screenshot shows the Diligent Director Network profile page for Jaylon Passaquindici Arcand. The profile includes a header with the user's name and a 'View Profile' button. Below the header, there is a section for 'Open to New Board Opportunities?' with a 'No' button. A red box highlights this section, and a red circle with the number 1 is next to it.

When the 'Open to New Board Opportunities?' button is clicked, a modal form appears. The form has a title 'Open to new Board Opportunities?' and a close button. It contains the following fields:

- Mark available for Open Board Roles:** A toggle switch that is currently turned on.
- Role Types:** A dropdown menu with 'Select Country' as the selected option.
- Your Pitch (Maximum 200 Characters):** A text area for the user to enter their pitch.

A red circle with the number 2 is next to the 'Mark available for Open Board Roles' toggle.

After the form is submitted, the profile page is updated. The 'Open to New Board Opportunities?' button now says 'Yes'. A red box highlights this section, and a red circle with the number 3 is next to it. The 'About' section of the profile now includes the following text:

My experience in operations, sales and distribution makes me an ideal candidate for a director position in an early-stage food company.

The 'Preferred Board Types (3)' section lists:

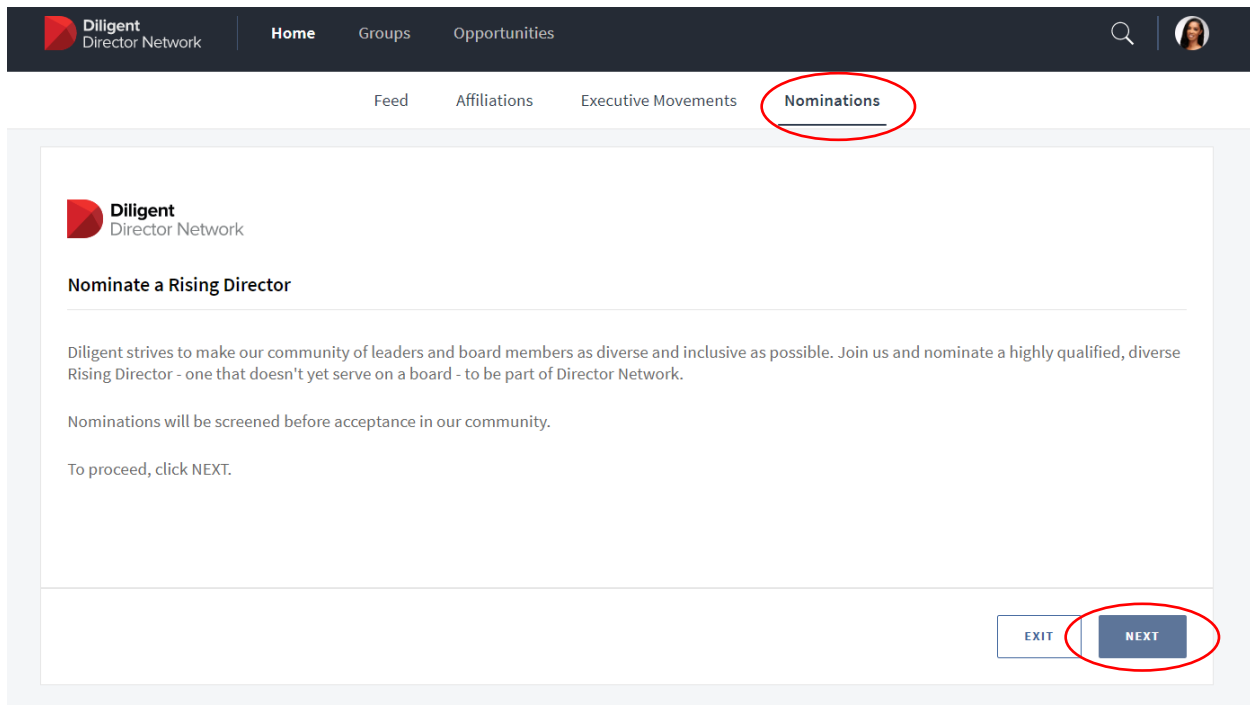
- Chief Executive
- Non-Profit Director
- Senior Marketing Director

When should I expect to hear back after applying to an open position? Once you submit your application, you will receive a confirmation that your application was successfully sent to the opportunity poster. Diligent and/or the opportunity poster will reach out to you to discuss the opportunity further if your application moves to the next interview phase. If you do ever have any questions about your candidate status, the Diligent team (sgregg@diligent.com) can also reach out on your behalf.

After applying is there anything more I can do? You may wish to pursue multiple avenues to make connections for board opportunities. Continue to build your visibility through networking with both board members and rising directors, both online and offline.

How do I nominate a candidate for Director Network?

Users are able to nominate highly qualified, diverse and board ready individuals to be part of Director Network. Nominations will be screened before acceptance in our universe. From any page in Director Network, click on “Nominations” in the top bar to nominate a colleague to join.



The screenshot shows the Diligent Director Network interface. The top navigation bar includes links for Home, Groups, Opportunities, and Nominations (which is circled in red). Below the navigation bar, the 'Nominate a Rising Director' section is displayed. It contains the following text:

Diligent strives to make our community of leaders and board members as diverse and inclusive as possible. Join us and nominate a highly qualified, diverse Rising Director - one that doesn't yet serve on a board - to be part of Director Network.

Nominations will be screened before acceptance in our community.

To proceed, click NEXT.

At the bottom right, there are two buttons: 'EXIT' and 'NEXT' (which is circled in red).

Glossary of Terms

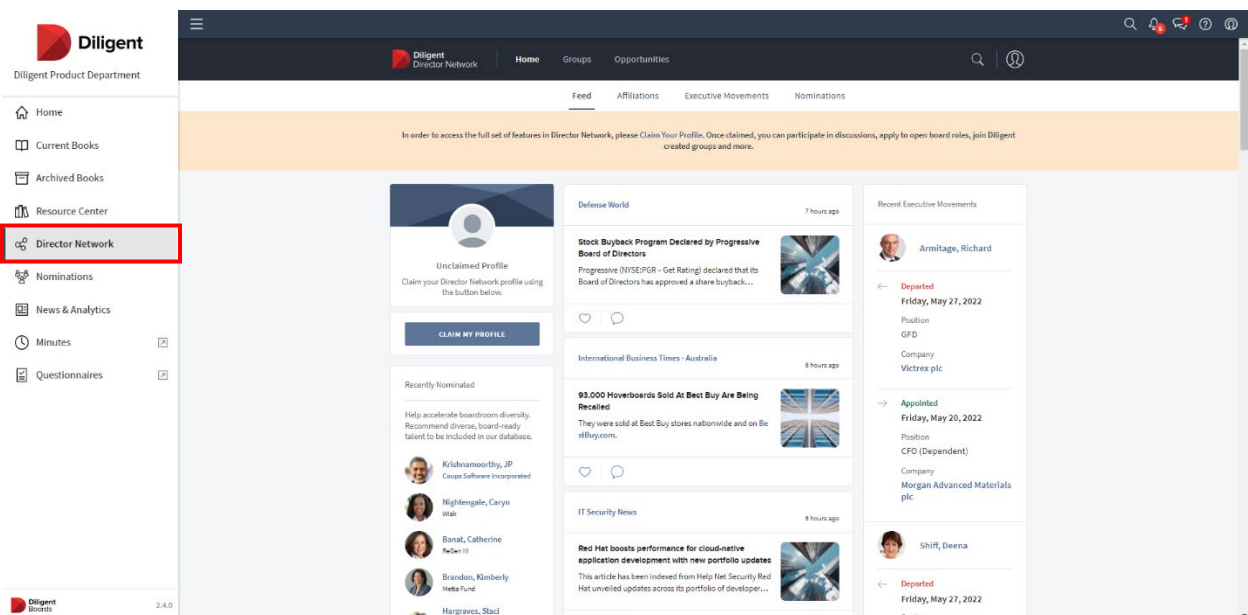
Nominator: Contributing nominators are Directors who have nominated other members as Rising Directors.

Nominated / Rising Director: Nominated tag is assigned to the individuals (aka Rising Directors), who are recommended to the network by Diligent customers and trusted affiliations.

For Existing Diligent Boards Users

I am an existing Diligent Boards user. Do I still need to register for Director Network and will I need separate credentials to access Director Network?

As an existing Diligent Boards user, you still must register for Director Network to access it from your established account. After you register for Director Network, Diligent will confirm your access is set up properly and then notify. The icon to access Director Network will appear on the navigation menu of your home screen the next time you log into Diligent





Other Questions?

For questions about Diligent and access to its products, please contact our support team at directornetworksupport@diligent.com. For questions regarding securing curated listed for board position posted in Director Network, contact Shalace Gregg at sgregg@diligent.com.

For questions related to IDC and fund boards, please contact Lisa Hamman at lhamman@ici.org.

Frequently Asked Questions

How to Search for Board Candidates & Post Open Board Opportunities in Director Network

General Questions

Who is Diligent?

[Diligent](#) is the global leader in modern governance, providing software-as-a-service solutions across governance, risk, compliance and ESG. Serving more than 1 million users from over 25,000 customers around the world, Diligent empowers transformational leaders with technology, insights and confidence to drive greater impact and lead with purpose. Mutual fund directors may be familiar with its market-leading board portal technology, Diligent Boards.

Who is IDC?

Independent Directors Council ([IDC](#)) represents independent directors who serve on the boards of mutual funds, exchange-traded funds, closed-end funds, and other registered investment companies. Through its mission focused on education, engagement, advocacy, and public understanding, IDC promotes excellence in fund governance for the benefit of funds and their shareholders.

What does the Diligent and IDC partnership entail?

Through this partnership, candidates will be able to add their professional profile in Diligent Director Network and apply for open fund board positions. Fund boards in the IDC community will also have access to Director Network, allowing users to search for candidates and post open board opportunities. Access is provided free of charge for fund directors and fund boards in the IDC community.

What is Diligent Director Network?

Director Network is a tool accessible through IDC for the fund board community to support diversity and inclusion in their nominating and governance processes. Fund boards can search for potential candidates across a database of thousands. Fund boards also can post open board opportunities.

For Fund Boards Seeking Candidates

- [How receive access to the Director Network?](#)
- [I am an existing Diligent Boards user. Do I need to register for Director Network and will I need separate credentials to access Director Network?](#)
- [Once I have credentials, how do I access Director Network?](#)
- [How do I search for potential candidates for my fund board?](#)
- [How do I post an open board opportunity on behalf of my fund board?](#)
- [Can I post an open board opportunity anonymously?](#)

How receive access to the Director Network?

In order to search for a board candidate or to post an open opportunity, you will need to set up a profile on Director Network. Please use [this form](#) to provide some high-level information about yourself and your fund board. If you would like to have your LinkedIn profile information used to build your profile, please include your profile URL. You also may provide a resume for use in building your profile.




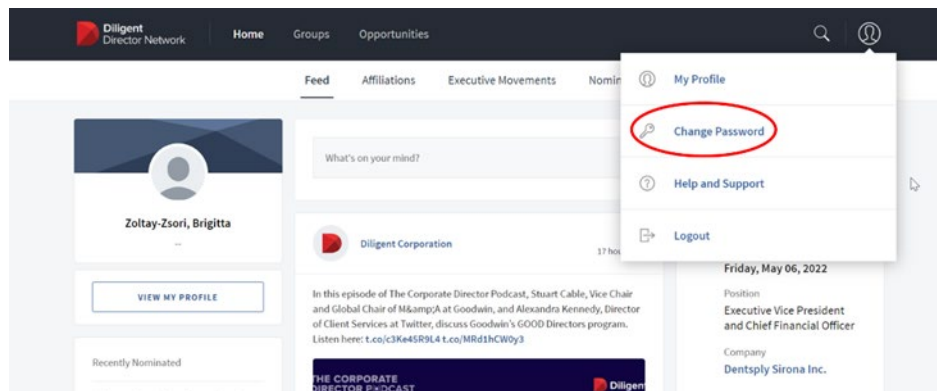
From there, a Diligent representative will reach out directly to confirm additional details and provide you with credentials to access Director Network. **For your security, the link for these credentials expires after 24 hours.** They are unique to you and can be used to search the database for potential candidates and to post open roles related to your fund board. **If other members of your fund board would also like access to Director Network, please use the same form for additional access.**

Once I have credentials, how do I access Director Network?

You can access Director Network by opening the URL

<https://www.directornetwork.com/login/idc> in any web browser and entering your username and password, which you can set before the first login by following the link in the welcome e-mail. Please note that the link expires after 24 hours. You can also reset your password at any time

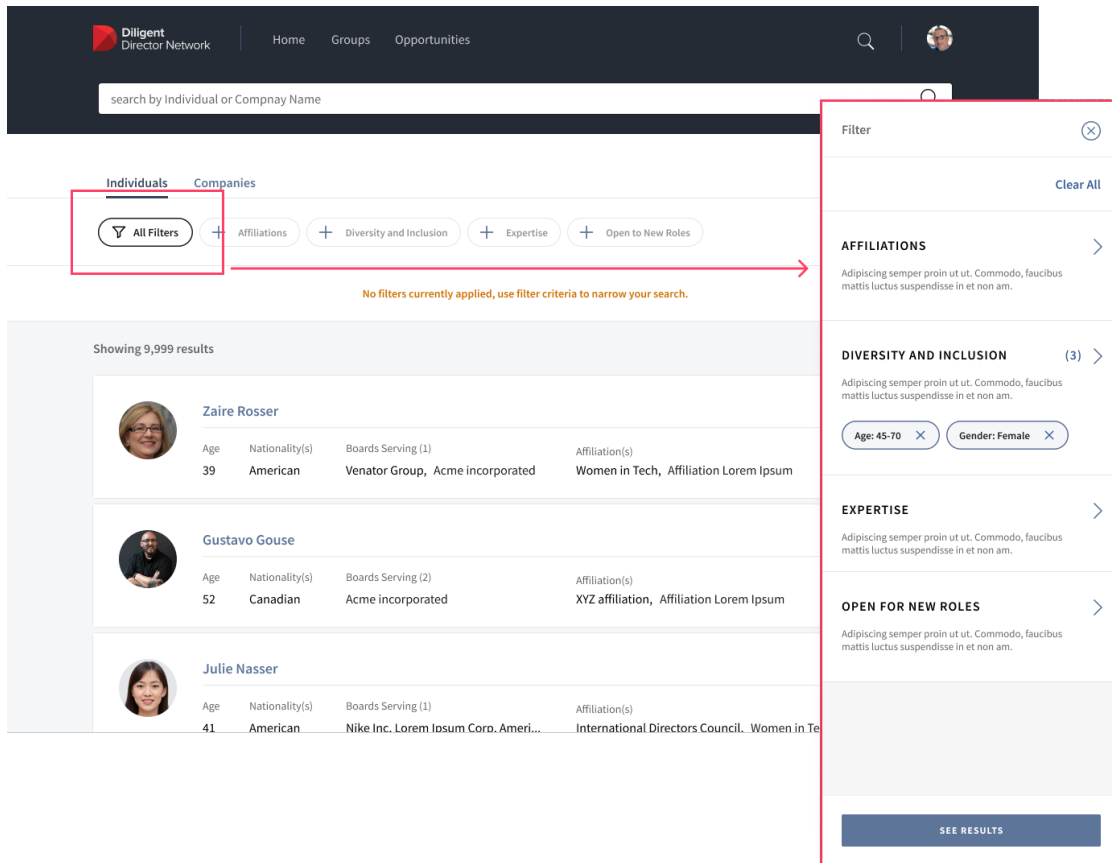
by selecting the person icon  from the upper right side of your screen and select 'Change Password.'



How do I search for potential candidates for my fund board?

The Search tab (🔍) contains a list of every candidate in Director Network. This tab contains powerful filter functionality that lets you quickly narrow down the candidates by various factors, including experience and demographics. You can also see which candidates have specifically stated their interest in joining a fund board.

To access a broad range of filter options and narrow down the number of profiles shown, select the 'All Filters' button (🔍 All Filters). To view a potential candidate's profile, click on the person's name.

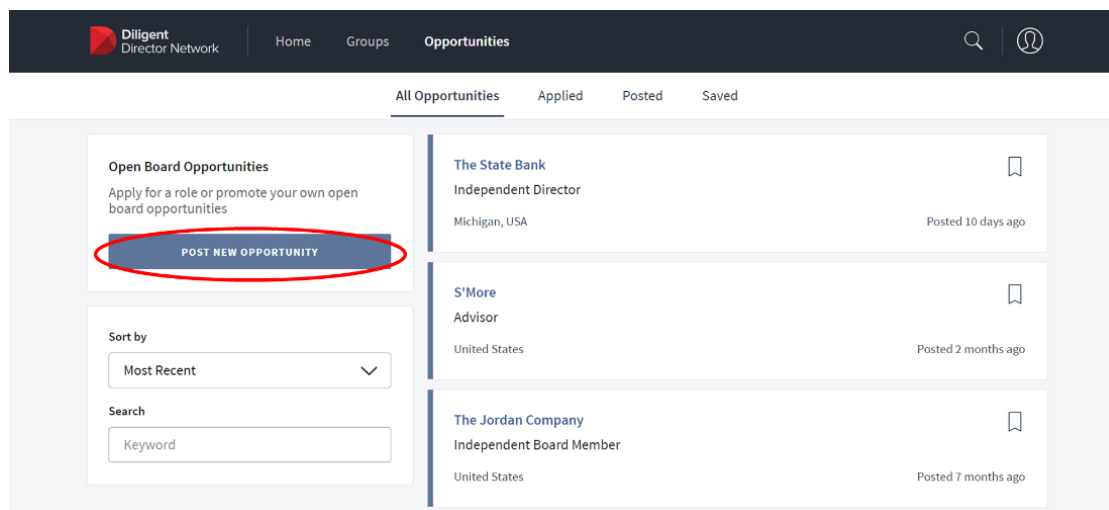


The screenshot shows the Diligent Director Network search interface. At the top, there's a navigation bar with 'Home', 'Groups', and 'Opportunities'. Below it is a search bar labeled 'search by Individual or Company Name'. The main content area is divided into 'Individuals' and 'Companies' tabs. Under 'Individuals', there's a red box highlighting the 'All Filters' button. To the right of this button are several filter categories: 'Affiliations', 'Diversity and Inclusion', 'Expertise', and 'Open to New Roles'. A red arrow points from the 'All Filters' button to a sidebar on the right. The sidebar, titled 'Filter', contains a 'Clear All' button and four filter sections: 'AFFILIATIONS', 'DIVERSITY AND INCLUSION' (with 3 filters applied: 'Age: 45-70' and 'Gender: Female'), 'EXPERTISE', and 'OPEN FOR NEW ROLES'. At the bottom of the sidebar is a 'SEE RESULTS' button. The main content area shows 'Showing 9,999 results' and a list of three candidate profiles: Zaire Rosser (Age 39, American, Venator Group, Acme incorporated), Gustavo Gouse (Age 52, Canadian, Acme incorporated), and Julie Nasser (Age 41, American, Nike Inc., Lorem Ipsum Corp. Ameri...). A red box highlights the 'All Filters' button and the filter sidebar.

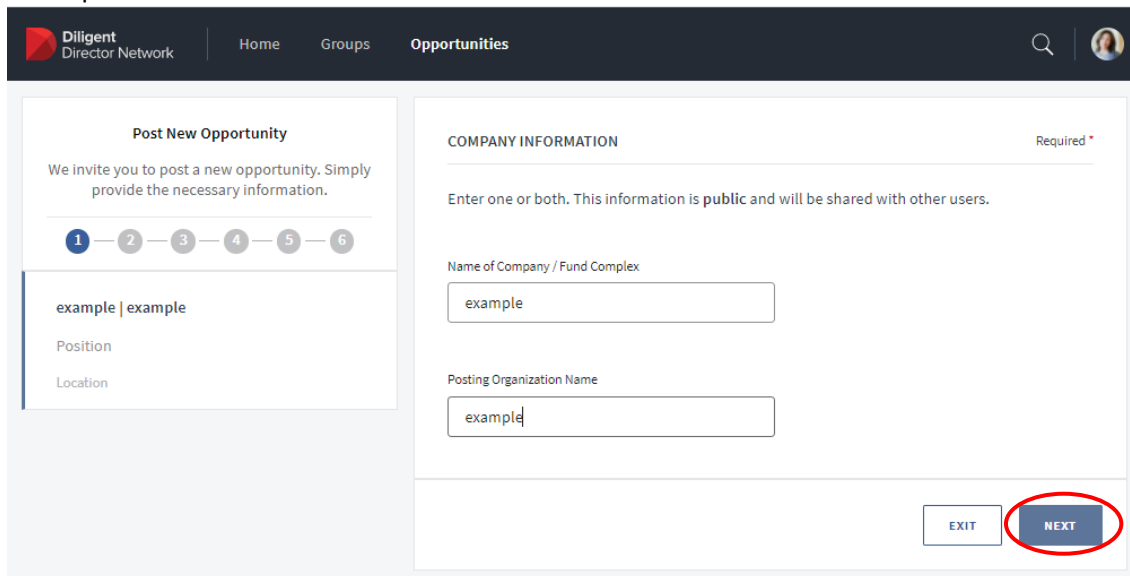
How do I post an open board opportunity on behalf of a fund board?

The 'Opportunities' tab on the black bar at the top of the screen shows a list of all current open board positions. To include a listing for an open position on your fund board, click the 'Post New Opportunity' button in blue on the left. You will be able to enter all the information about the open position, including a description of the fund complex and contact details for you or another board representative, such as outside counsel.

Diligent may contact if additional information is needed for clarity before adding the opportunity to Director Network. Diligent will deliver any applicants to you via the contact information you provide. The contact information you provide will not be shared with applicants. Listings you post will appear in your list of posted opportunities within the 'Posted' tab under "Opportunities" in the black bar at the top of the screen.

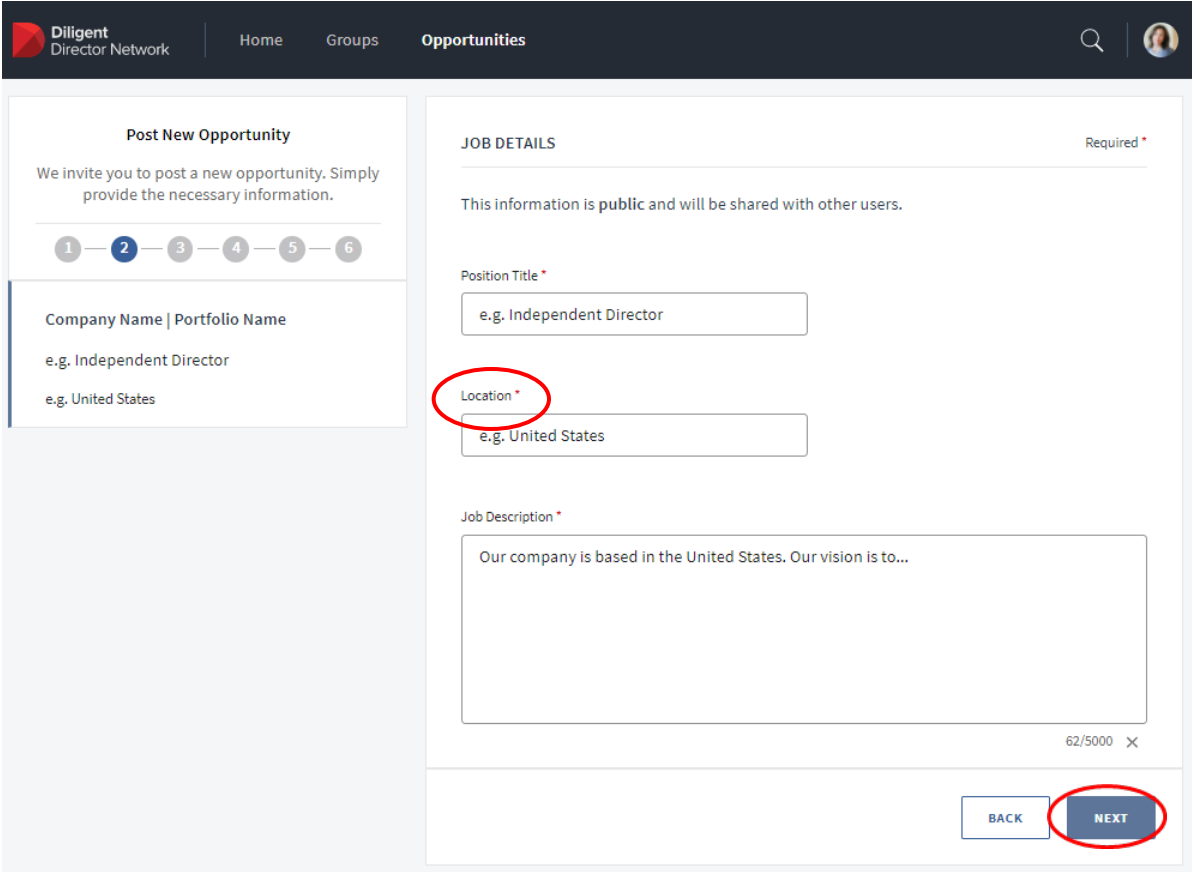


Step 1: Enter the name of your fund complex and/or posting organization (e.g. law firm). Note these fields are optional.

A screenshot of the 'Post New Opportunity' form. The top navigation bar is dark blue with 'Diligent Director Network', 'Home', 'Groups', and 'Opportunities' tabs. Below the navigation bar, there are tabs for 'All Opportunities', 'Applied', 'Posted', and 'Saved'. On the left side, there is a section titled 'Post New Opportunity' with a sub-header 'We invite you to post a new opportunity. Simply provide the necessary information.' Below this, there is a progress bar with six steps, the first of which is highlighted. To the right of the progress bar, there is a form titled 'COMPANY INFORMATION' with a 'Required' asterisk. The form has two text input fields: 'Name of Company / Fund Complex' and 'Posting Organization Name'. Both fields contain the text 'example'. At the bottom right of the form, there are two buttons: 'EXIT' and 'NEXT'. The 'NEXT' button is circled in red.

Step 2: Enter the job description and details of the posting. Note these fields are required.

If “Location” is not applicable, please enter N/A.



Post New Opportunity

We invite you to post a new opportunity. Simply provide the necessary information.

1 — 2 — 3 — 4 — 5 — 6

Company Name | Portfolio Name

e.g. Independent Director

e.g. United States

JOB DETAILS Required *

This information is public and will be shared with other users.

Position Title *

e.g. Independent Director

Location *

e.g. United States

Job Description *

Our company is based in the United States. Our vision is to...

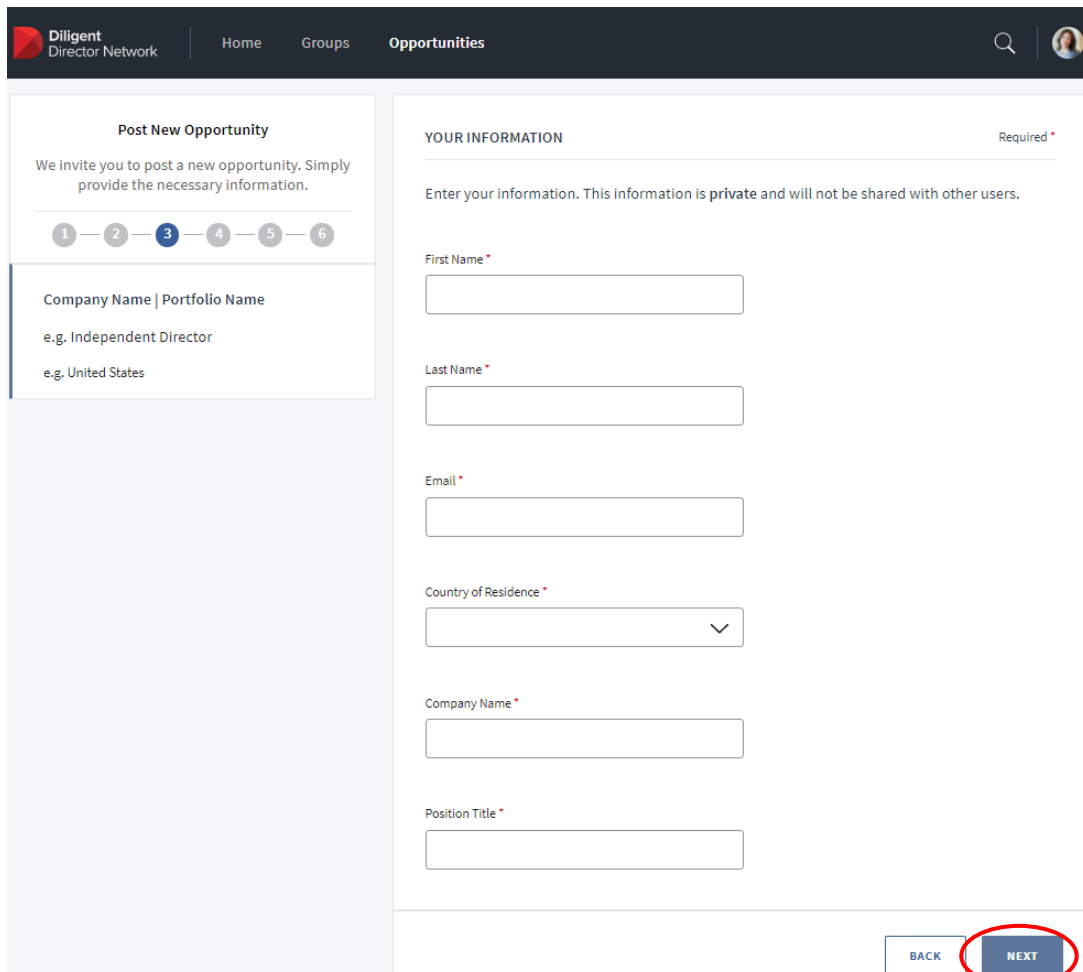
62/5000 ✕

BACK NEXT

Step 3: Enter your personal contact details.

For “Company Name” and “Position Title” you may enter the name of your fund complex and “Board Member” or, if you prefer, you may enter the latest company name you were employed by and your title preceded by “Former.”

Note these fields are required but will not be shared with others.



The screenshot shows the 'Post New Opportunity' form in the Diligent Director Network. The form is divided into two main sections: a left sidebar and a main content area. The sidebar contains a progress indicator with six steps (1-6), where step 3 is highlighted. Below the progress indicator, the sidebar lists 'Company Name | Portfolio Name' with examples: 'e.g. Independent Director' and 'e.g. United States'. The main content area is titled 'YOUR INFORMATION' and includes a 'Required' label. It contains several input fields: 'First Name', 'Last Name', 'Email', 'Country of Residence' (a dropdown menu), 'Company Name', and 'Position Title'. At the bottom right of the form, there are two buttons: 'BACK' and 'NEXT'. The 'NEXT' button is highlighted with a red circle.

Post New Opportunity

We invite you to post a new opportunity. Simply provide the necessary information.

1 — 2 — 3 — 4 — 5 — 6

Company Name | Portfolio Name

e.g. Independent Director

e.g. United States

YOUR INFORMATION Required *

Enter your information. This information is **private** and will not be shared with other users.

First Name *

Last Name *

Email *

Country of Residence *

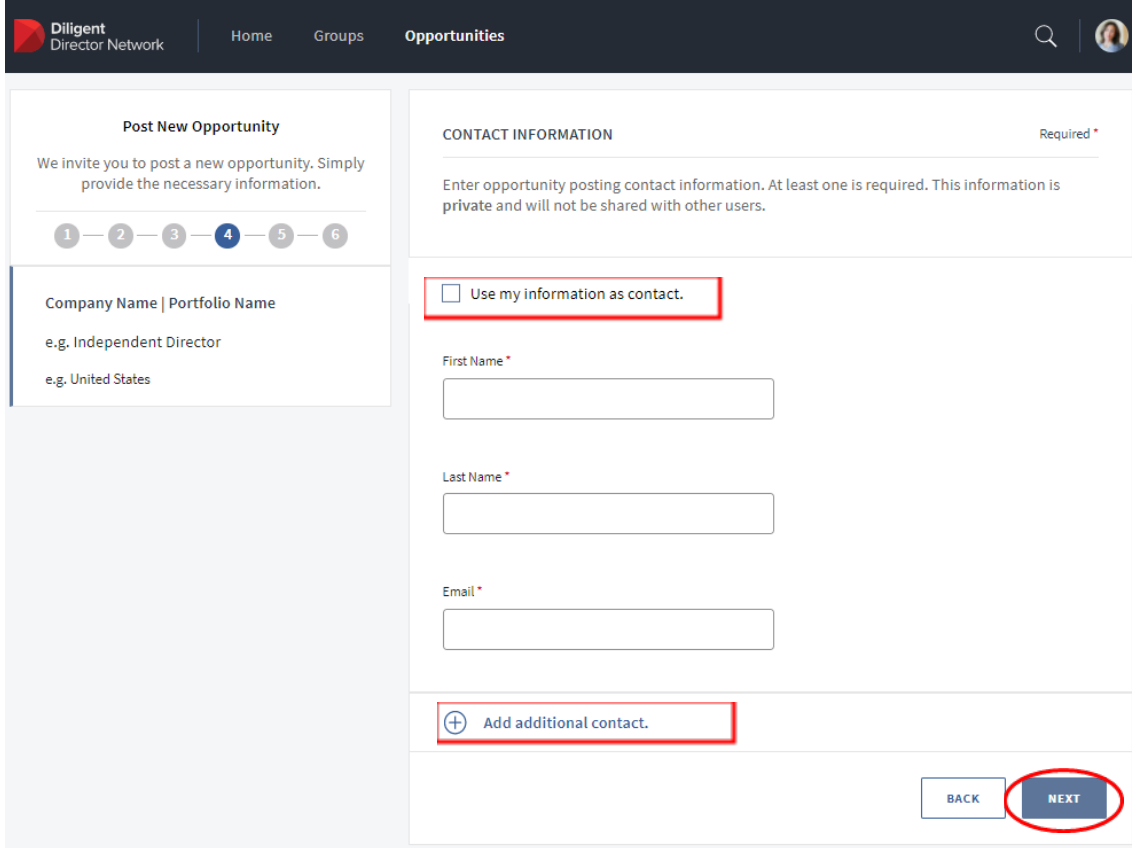
Company Name *

Position Title *

BACK NEXT

Step 4: Enter the job posting contact details.

You can either use your previously submitted information and mark yourself as contact for this job posting and/or include someone else's contact details (e.g., outside counsel or an executive search firm representative).



Post New Opportunity

We invite you to post a new opportunity. Simply provide the necessary information.

1 — 2 — 3 — 4 — 5 — 6

Company Name | Portfolio Name
e.g. Independent Director
e.g. United States

CONTACT INFORMATION Required *

Enter opportunity posting contact information. At least one is required. This information is private and will not be shared with other users.

☐ Use my information as contact.

First Name *

Last Name *

Email *

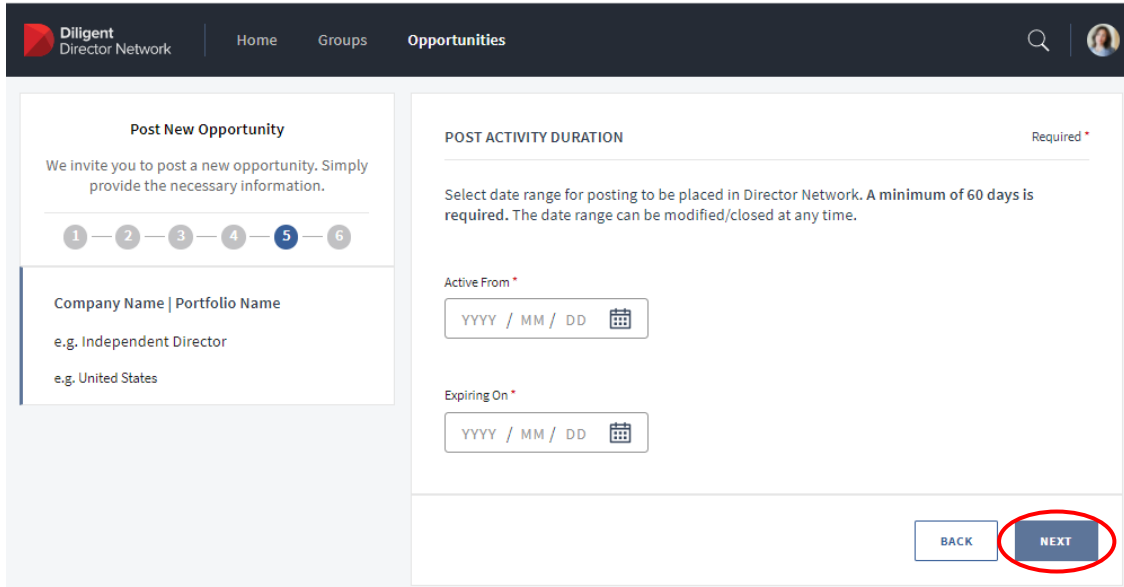
+ Add additional contact.

BACK NEXT

Step 5: Enter the job posting duration.

A minimum of 60 days is required.

Note this timeframe can be extended or cut short.



Post New Opportunity

We invite you to post a new opportunity. Simply provide the necessary information.

1 — 2 — 3 — 4 — 5 — 6

Company Name | Portfolio Name
e.g. Independent Director
e.g. United States

POST ACTIVITY DURATION Required *

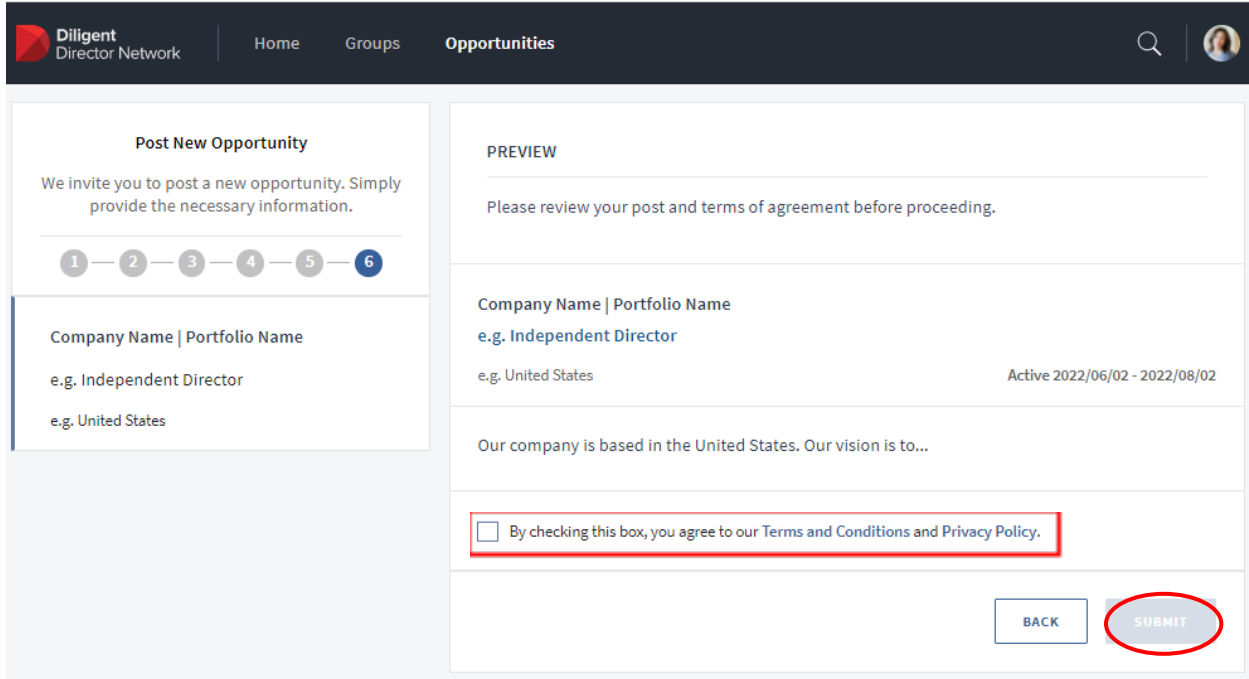
Select date range for posting to be placed in Director Network. A minimum of 60 days is required. The date range can be modified/closed at any time.

Active From *

Expiring On *

BACK NEXT

Step 6: After you have reviewed your post and the terms of agreement, check the box and click "Submit" for your post to be approved.



Post New Opportunity

We invite you to post a new opportunity. Simply provide the necessary information.

1 — 2 — 3 — 4 — 5 — 6

Company Name | Portfolio Name

e.g. Independent Director

e.g. United States

PREVIEW

Please review your post and terms of agreement before proceeding.

Company Name | Portfolio Name

e.g. Independent Director

e.g. United States

Active 2022/06/02 - 2022/08/02

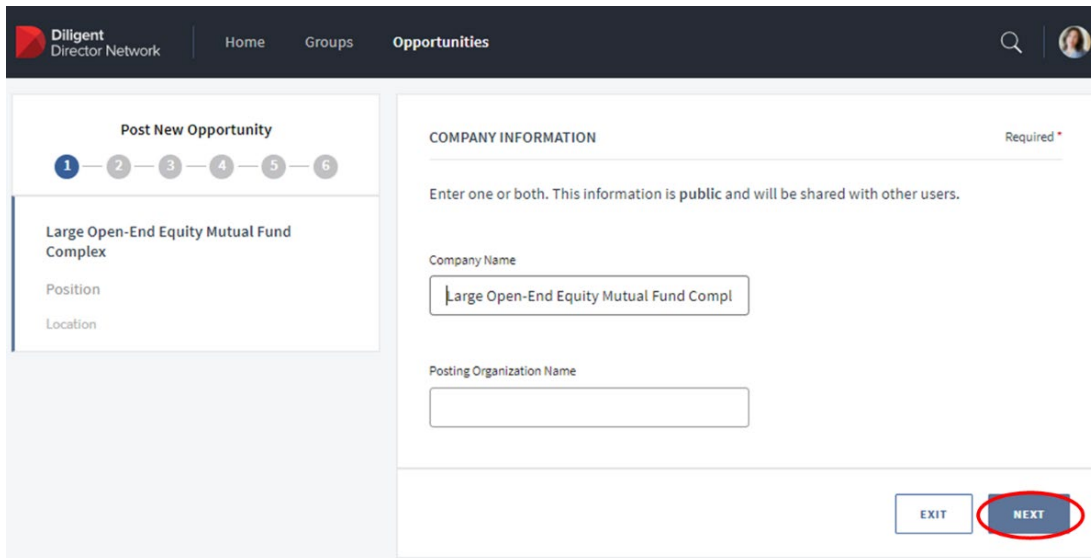
Our company is based in the United States. Our vision is to...

☐ By checking this box, you agree to our [Terms and Conditions](#) and [Privacy Policy](#).

BACK **SUBMIT**

Can I post a board opportunity anonymously?

Yes, you do not need to disclose your name or the name of the fund complex in your post. In the 'Company Information' section, under 'Company Name' or 'Posting Organization Name' simply describe the role and organization in high-level terms. For example, 'Large Open-End Equity Mutual Fund Complex.' Your contact information is not shared with applicants.



Post New Opportunity

1 — 2 — 3 — 4 — 5 — 6

Large Open-End Equity Mutual Fund Complex

Position

Location

COMPANY INFORMATION Required *

Enter one or both. This information is public and will be shared with other users.

Company Name

Large Open-End Equity Mutual Fund Compl

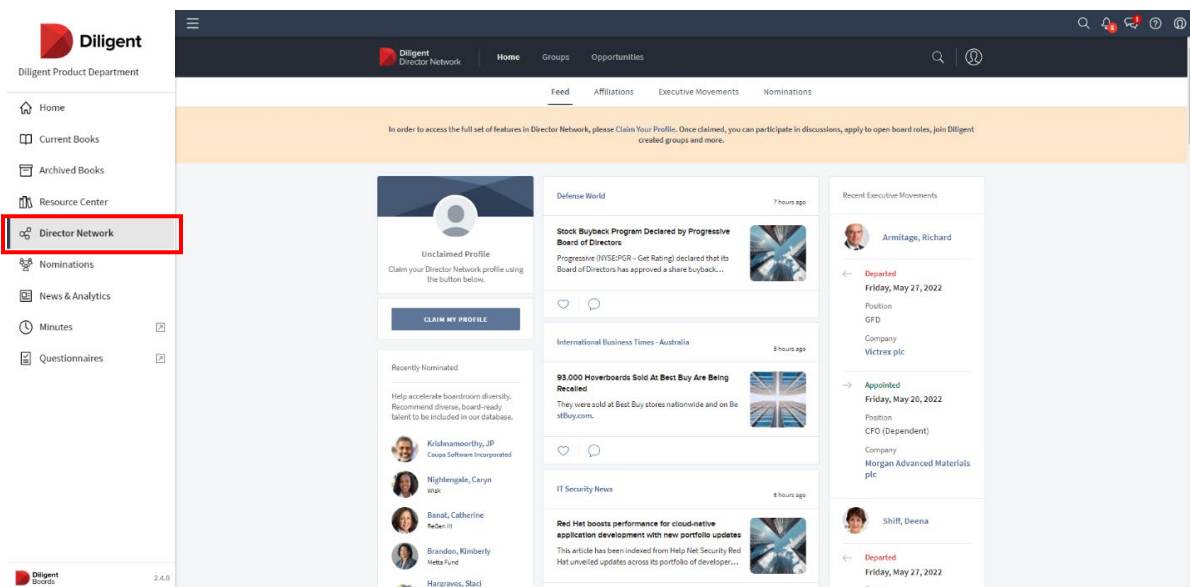
Posting Organization Name

EXIT **NEXT**

For Existing Diligent Boards Users

I am an existing Diligent Boards user. Do I need to register for Director Network and will I need separate credentials to access Director Network?

As an existing Diligent Board user, you must register for Director Network to access it from your established account. After you register for Director Network, Diligent will confirm your access is set up properly and then notify you. The icon to access Director Network will appear on the navigation menu of your home screen the next time you log into Diligent. You can also access your Boards account from the Director Network login page by clicking 'Sign in with Boards'.



Other Questions?

For questions regarding posting an opportunity in Director Network, contact Shalace Gregg at sgregg@diligent.com.

For questions relating to IDC and fund boards, please contact Lisa Hamman at lhamman@ici.org.

For questions about Diligent and access to its products, please contact our support team at directornetworksupport@diligent.com.